

AAC Production

**PLANTS
MACHINES
CONCEPTS**





The output figures listed in this brochure are guiding values. In practice, the production output depends on different factors. These are: respective plant layout, machine settings, mixing recipes, raw materials and additives used, ambient and other conditions.

CONTENTS

Masa – Your partner for successful building materials production	04
The wall building product Autoclaved Aerated Concrete (AAC)	06
Expertise in AAC: We are the all-round carefree package	08
The AAC production plant for your needs and requirements	10
Overview of the production process.....	12
Dosing, mixing and casting	16
Cutting plant: Sustainability included.....	18
Separation: Careful treatment in green or white state	20
Autoclave control system: Masa know-how for the hardening process	22
Reinforced AAC products: Reinforced products have stood the test.....	24
Plant types und production volumes	28
Masa technology centre: AAC.....	30
Safety: Better safe than sorry.....	32
Energy efficiency: Sustainable means future-proof	34
Consultative service: More than mechanical engineering.....	36
Values we stand for	40
Masa worldwide.....	42

MASA – YOUR NUMBER ONE PARTNER FOR SUCCESSFUL BUILDING MATERIALS PRODUCTION

Individual, sustainable plant solutions

Since the day we were founded, we significantly influence developments in the building materials industry. Our concepts, machines and plants, which have demonstrated their worth for many years, can be quickly updated or expanded if necessary. Our basic philosophy is: to provide flexible and intelligent solutions that enable us, as partners, to help our customers succeed.

WE DO THIS BY MEANS OF:

- Fully automatic machines for the manufacture of concrete products, AAC products as well as sand-lime bricks
- Sophisticated and well-engineered technology
- Several decades of experience gathered by competent professionals
- Service centres all over the world
- Active and effective advice, from design to implementation
- Reliable spare parts supply and customer support

An approach, which combined with hard work, has borne fruit: Today, we can claim to be a global market leader in the design and manufacture of plants and machines for the building materials industry. At present, this success is made possible by some 500 staff.

FROM RAW MATERIAL TO FINISHED PRODUCT

The manufacture of concrete products, AAC products, and sand-lime bricks places high, individual demands on the production plant in question. Only when all components are compatible and the processes are optimised will the plant run economically.

DESIGN COMPETENCE

We define machine configurations as well as logistically and process-optimised plant layouts together with you, based on your requirements for the products to be manufactured, the desired production output and the local conditions at your site.

The close-knit interaction between design, engineering, production and service leads to complete solutions which can encompass all relevant elements of a production plant:

- Preparing, dosing and mixing of the raw materials
- Manufacturing the products
- Hardening
- Handling
- Packing
- Surface treatment
- Plant control
- Further equipment

**EXPERT ADVICE,
EXCELLENT QUALITY AND
CUSTOMER-ORIENTED SERVICE**




THE WALL BUILDING PRODUCT AUTOCLAVED AERATED CONCRETE (AAC)

Efficient and sustainable

FUTURE-PROOF WITH AAC
BUILDING WITH THE MASSIVE SOLID BLOCKS
MEANS TO MEET TOMORROW'S
REQUIREMENTS ALREADY TODAY.

06



**ECONOMICAL
AND RESOURCE-SAVING**
AAC LEAVES A SMALL
CO₂ FOOTPRINT AND SAVES COSTS.

07

WHAT MAKES AAC SO POPULAR IN THE BUILDING INDUSTRY?

Perfect heat insulation

Single-leaf AAC walls already enormously contribute to the thermal cosiness of interior space - both in summer and in winter. The excellent heat insulation power of this building material is based upon its low raw density and high air void content.

Optimum fire protection

Elements made of AAC offer an excellent structural fire protection. The mineral building material does not contain any combustible components and belongs to the highest building material class ("non-combustible"). This does not just mean safety, but a financial incentive as well: Many insurance companies reward preventive fire protection measures with lower insurance rates.

Noise protection conforming to standards

Structural noise protection is particularly important in residential buildings. Monolithic exterior walls and double-leaf separating walls of AAC masonry comply with the noise protection standards without any further measures. Compared to other building materials, AAC reaches even better results with the same material density.

WE ARE THE ALL-ROUND CAREFREE PACKAGE
EXPERTISE IN AUTOCLAVED AERATED CONCRETE

Service based on experience



08

09

**MASA - YOUR LONGTIME PARTNER
FOR THE BUILDING MATERIALS INDUSTRY:**
FROM FORWARD-LOOKING PLANNING
TO COMMISSIONING
- AND BEYOND.

THE AAC PRODUCTION PLANT FOR YOUR NEEDS AND REQUIREMENTS

Extendable Masa solutions

10


- 01 Sand preparation and storage
- 02 Dosing, mixing, casting
- 03 Fermentation area
- 04 Transport to cutting line and mould removal
- 05 Completion and oiling of the casting mould
- 06 Cutting line
- 07 Transport plant, tilting table, green separating table
- 08 Transport platform and waiting area in front of autoclaves
- 09 Autoclave/steam boiler
- 10 Re-tilting table, hardening grid transport and hardening car return
- 11 Block transfer device
- 12 Packaging plant
- 13 Reinforcement area



Please note: The shown production plant for AAC just serves as an illustration and does not substitute a real layout plan. The displayed solutions are special solutions partly. For reasons of clearness, safety grating is missing.

RAW MATERIAL PREPARATION MIXING FERMENTATION PROCESS

12



13

- 01 Sand preparation and storage
- 02 Dosing, mixing, casting
- 03 Fermentation area
- 04 Transport to cutting line and mould removal

CUTTING HARDENING PACKAGING PROCESS



- 05 Cutting line
- 06 Tilting and removal of bottom cut
- 07 Separating
- 08 Autoclave loading and unloading
- 09 Steam pressure hardening
- 10 Block transfer device
- 11 Packaging
- 12 Finished products packaged ready for transport

DOSING, MIXING AND CASTING

Process control

The fully automatic Masa mixing plant control system supervises, controls and records all process-relevant parameters for an efficient manufacture of AAC products.

16

OUR FOCUS:

OPTIMUM MIXING RESULTS,
ENERGY EFFICIENCY,
SUSTAINABILITY AND EASY
MAINTENANCE FOR PERFECT
PRODUCTS



Aluminium dosing plant

The Masa mixing plant concept is based on up to two preparation tanks, contents 2000 l each, so that, depending on the required block density resp. compressive strength, two types of aluminium can be used to be dosed into the aluminium scale positioned below the tank(s).



Scales

Bonding agents such as lime, cement and gypsum are weighed and fed into the Masa mixer together with sand slurry and water.




Mixer HPM 2

The mixer type HPM 2 is the quality-determining heart of the complete plant. Drive, geometry and stirring tool are designed in that way that the raw materials are mixed thoroughly to achieve the defined density at minimum power consumption.



Mould filling device

The AAC compound is smoothly fed into the casting mould from the end by means of the liftable and lowerable mould filling device. The mould oil is not washed away thus, and unwanted air pockets are avoided.



Rinsing device

The mixer and/or the casting device are automatically rinsed with water in adjustable intervals, so that a new mixture is not affected by remains of the previous mixes. The dirty water is 100 % reused in the process.



Cleaning/maintenance

The HPM 2 is equipped with a large maintenance door at the side. A separate maintenance level enables an easy and safe access and change of the mixing tool.

17

CUTTING PLANT

SUSTAINABILITY INCLUDED

To save raw material resources, all waste material accrued throughout the complete cutting process is collected, processed and returned to the production process. The rinsing water from the mixing plant is mainly used for this.

Step 2: Profiling of tongues and grooves

Optionally, tongues and grooves can be produced in one step by means of profiling knives. This helps to generate particularly smooth and precise tongues and grooves. The pattern can quickly be changed with a simple changing system.

Mould turning manipulator



Step 1: Calibrating the block length

Cutting wires and specially designed smooth cutting knives cut the fresh cake to the required block length. The lengths can be varied with a central adjustment unit.

Step 3: Generating the block width

Short, pneumatically tensioned cutting wires precisely cut the cake into up to 15 layers that correspond to the later wall thickness. The product dimensions can vary between 50 mm and 500 mm in 5 mm steps. Different dimensions within one cake are possible.

Step 5: Milling of grip pockets

To facilitate handling of the blocks on the building site, the optional grip pocket mill produces the grip pockets before the hardening process already.




Step 4: Generating the block height

With oscillating movements, short, pneumatically tensioned wires precisely cut the fresh cake to the required block height. The integrated vacuum unit lifts off the upper layer and returns it to the material recycling system.

Step 6: Removing the bottom cut

The hydraulically operated tilting table swivels the cake back into its horizontal position. Thus, the bottom cut can be removed and returned to the material recycling system before hardening.

Transfer manipulator



AROUND THE WIRE

The automatic wire breakage detection system monitors all cutting wires and minimizes the generation of waste thus. The quick tensioning system enables a quick change of wires and reduces downtimes thus.

SEPARATION

Careful treatment in green or white state

Depending on the raw material composition, AAC blocks tend to stick to each other. To reduce waste, it is necessary to separate the blocks carefully.

SEPARATING MACHINE

The separating machine for "green" products (green separating table) is integrated directly after the tilting table and helps to reduce the sticking of block rows in the autoclaving process.

The separating beams are made of solid steel plates. This high stability against bending protects high-density and reinforced products from edge fractures and cracks.

After each step, a rotating brush cleans the separating beams from material remains to guarantee a plain surface for the following products.

Green products are separated.



Green separating table with product-related adjustment of the separating beams




Made in Germany: The green separating table shortly before shipment from the Porta Westfalica works



Alternatively, we can offer a second method of separation: The separating machine for "white" (already autoclaved) products. We can advise you regarding the variant suitable for you!

White products after separation



AUTOCLAVE CONTROL SYSTEM MASA KNOW-HOW FOR THE HARDENING PROCESS

Process control. Energy efficiency. Recording.

SAFE PROCESS CONTROL THROUGHOUT THE COMPLETE HARDENING CYCLE

The Masa autoclave control system regulates and supervises the process-relevant parameters pressure, time, and temperature so as to achieve the best possible final strength of the AAC at the lowest possible power consumption.

POSSIBLE CO₂ SAVINGS:

- Process water heating
- Direct steam transport
- Steam retention
- Heat recovery
- Re-use of condensate

MAXIMUM FOCUS ON PRESERVATION OF RESOURCES

The hardening process in particular consumes a great quantity of energy. Therefore, we focus on an optimum utilisation of water, steam, and energy. Our systems are designed in that way that the plant can be optimised modularly.

The modular design of the Masa autoclave control system aims at a reduction of the CO₂ emission to a minimum.

- Boiler pressure
- - - Inside pressure
- Set pressure
- Fresh steam pressure
- Peak temperature
- Inside temperature
- Bottom temperature
- - - Steam outlet valve
- - - Fresh steam valve



REINFORCED AAC PRODUCTS

Reinforced products have stood the test

Beside AAC blocks, the construction technique with large-size aerated concrete elements has become more and more popular. For example, wall, roof, ceiling and partition wall elements are particularly used for an efficient design with prefabricated elements for industrial and residential buildings.

To manufacture large-size products, additional steel reinforcements have to be put in. The same applies to lintels that are placed above windows and doors.

Reinforced AAC elements in use



STEEL REINFORCEMENT CAGES AND FRAMES

In the preparation area, the individually required reinforcement cages are prepared. Depending on the required daily capacity of reinforced products, we can offer manual or fully automatic plant concepts. With the help of a frame system, the reinforcement elements are exactly prepared for each mould.

LOADING AND UNLOADING UNIT

The loading and unloading unit places the prepared reinforcement frame onto the casting mould. This takes place immediately after the mould has been filled. During the fermentation process, the frame remains on the mould to make sure that the reinforcement cages remain in their defined position.

After the fermentation process, the same loading and unloading unit removes the frame from the mould. The steel elements remain in the AAC cake that is ready for cutting and is transported to the cutting plant then.

PLANT EXTENSION IN A FEW STEPS

In the basic planning of an AAC plant, we can consider various extension stages. This allows the implementation of the concept for the production of reinforced products even in already existing plants without any problems. We can carry out the necessary extension while production continues. That's what we call VARIO!

REINFORCED PRODUCTS PRODUCTION SEQUENCE

26

Preparation of reinforcement



27

Placement of reinforcement elements



Storage of finished products



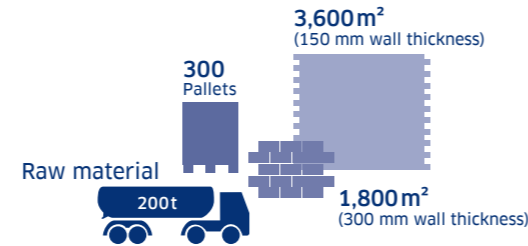
COMPARISON OF PRODUCTION VOLUMES PER DAY

The calculation is based on the following initial data:

Density of the product: 400 kg/m³; raw materials (sand, lime, cement, anhydrite): approx. 370 kg/m³ AAC
Exemplary wall thicknesses of 150 mm or 300 mm standard blocks. Assumed pallet volume 1.8 m³

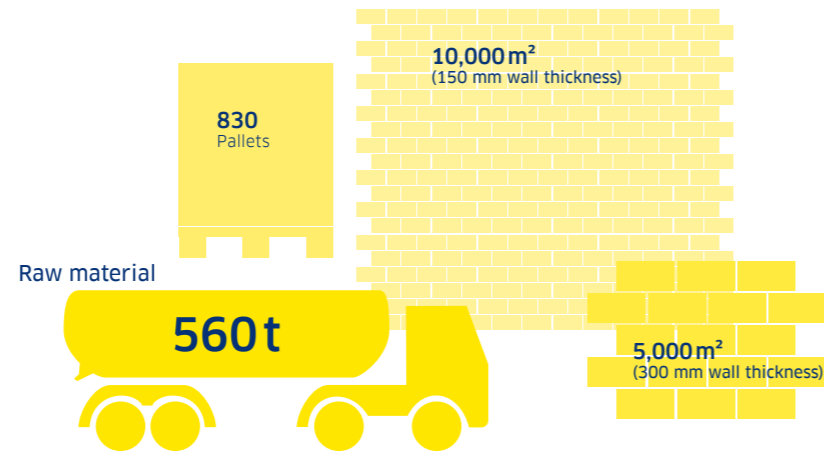
VB 540 ECO

540
m³



VB 1500

1,500
m³



VARIO BLOCK SYSTEM

BLOCKS WITH DIFFERENT WIDTHS

PRODUCT DIMENSIONS	LENGTH	HEIGHT	WALL THICKNESS
Blocks	600 / 625 mm	200 / 250 mm	50 / 500 mm

VARIO PANEL SYSTEM

ELEMENTS FOR WALLS, ROOFS, CEILINGS

PRODUCT DIMENSIONS	LENGTH	HEIGHT	WALL THICKNESS
Elements	up to 6,000 mm	600 / 625 mm	75 - 400 mm
Partition wall elements	2,000 - 3,000 mm	600 / 625 mm	75 - 400 mm

Production capacity: The plant systems VARIO BLOCK and VARIO PANEL are designed in that way that they can be extended step by step. This offers our customers a profitable access to the field of aerated concrete production and high flexibility with regard to their markets.

PLANT TYPE	MAX. PRODUCTION CAPACITY*	MAX. ANNUAL CAPACITY * (300 DAYS)	CYCLE TIME	NUMBER OF AUTOCLAVES
VB 360 ECO	360 m ³ / day	108,000 m ³ / year	20.00 min.	2 pcs.
VB 540 ECO	540 m ³ / day	162,000 m ³ / year	13.50 min.	3 pcs.
VB 660	660 m ³ / day	198,000 m ³ / year	11.00 min.	3 pcs.
VB 880	880 m ³ / day	264,000 m ³ / year	8.30 min.	4 pcs.
VB 1100	1,100 m ³ / day	330,000 m ³ / year	6.60 min.	5 pcs.
VB 1500	1,500 m ³ / day	450,000 m ³ / year	4.80 min.	7 pcs.
VB 2000	2,000 m ³ / day	600,000 m ³ / year	3.50 min.	9 pcs.

* Theoretically achievable capacity provided that suitable raw materials are available

AAC MASA TECHNOLOGY CENTRE

Raw material analysis. Process optimisation.
Transfer of knowledge.

Our Technology Centre is a guarantee for an efficient production process. The Masa Technology Centre is continuously developed further to satisfy the growing requirements of the AAC production and the quality standards of our customers. We provide the technology for comprehensive raw material and product analyses.



Laboratory equipment to evaluate raw materials and to simulate the manufacturing process

RAW MATERIAL ANALYSIS

The selection of appropriate raw materials is the first step for the development and manufacture of aerated concrete products. We can carry out all chemical, physical and mineralogical analyses for you.

PROCESS OPTIMISATION

Based on the analysed, available raw materials, we design optimum recipes for your various products. Our target: Resource-saving and efficient manufacture of top-quality AAC.

TRANSFER OF KNOWLEDGE

Close to actual practise and competent: One key to increase productivity and quality is the continuous training of the operating staff. Supported by comprehensive Masa training materials, we qualify you in workshops here at our works and training courses at your works.

Talk to us!

BETTER SAFE THAN SORRY SAFETY

Durable and comprehensive concepts

Two aspects are particularly important to us when designing and implementing plant concepts: maximum work safety and ease of operation. Both serve to protect employees, prevent accidents in production and minimise production downtimes. Masa plants meet the highest safety standards worldwide!

32

WHAT ARE OUR SAFETY CONCEPTS BASED ON?

- Applicable machinery directives and functional safety
- Country-specific functional safety concepts
- Customer-specific requirements
- Integration of cross-industry solutions
- Risk analyses and performance level calculations

SAFETY ALWAYS COMPRISES THREE ASPECTS:

- The safety of your employees
- The safety of your production process
- The safety of your plant and its components

MASA NEVER COMPROMISES
ON PLANT SAFETY!

SAFE TO THE
POWER OF 3

Since machines must never endanger personnel, neither during normal operation nor in the event of a malfunction, Masa has committed itself to one of the highest safety levels worldwide!

33



SUSTAINABLE MEANS FUTURE-PROOF ENERGY EFFICIENCY

In line with quality and quantity

34

Environmental protection, resource conservation and sustainability? These are not the first things one commonly associates with construction materials. But these considerations play a key role in our industry as well – and all the more so in the future! Resources are already scarce and will become scarcer and thus more expensive all over the world. This has urged us to constantly work on technologies to make our machines and plants ready for the future, also with regard to the ecological balance.

WHAT MAKES PLANTS ENERGY EFFICIENT?

- Intelligent drive concepts
- Reduction of reactive energy
- Higher efficiency
- Use of energy-efficient components
- Cross-component overall concepts

SYSTEMATIC SUSTAINABILITY

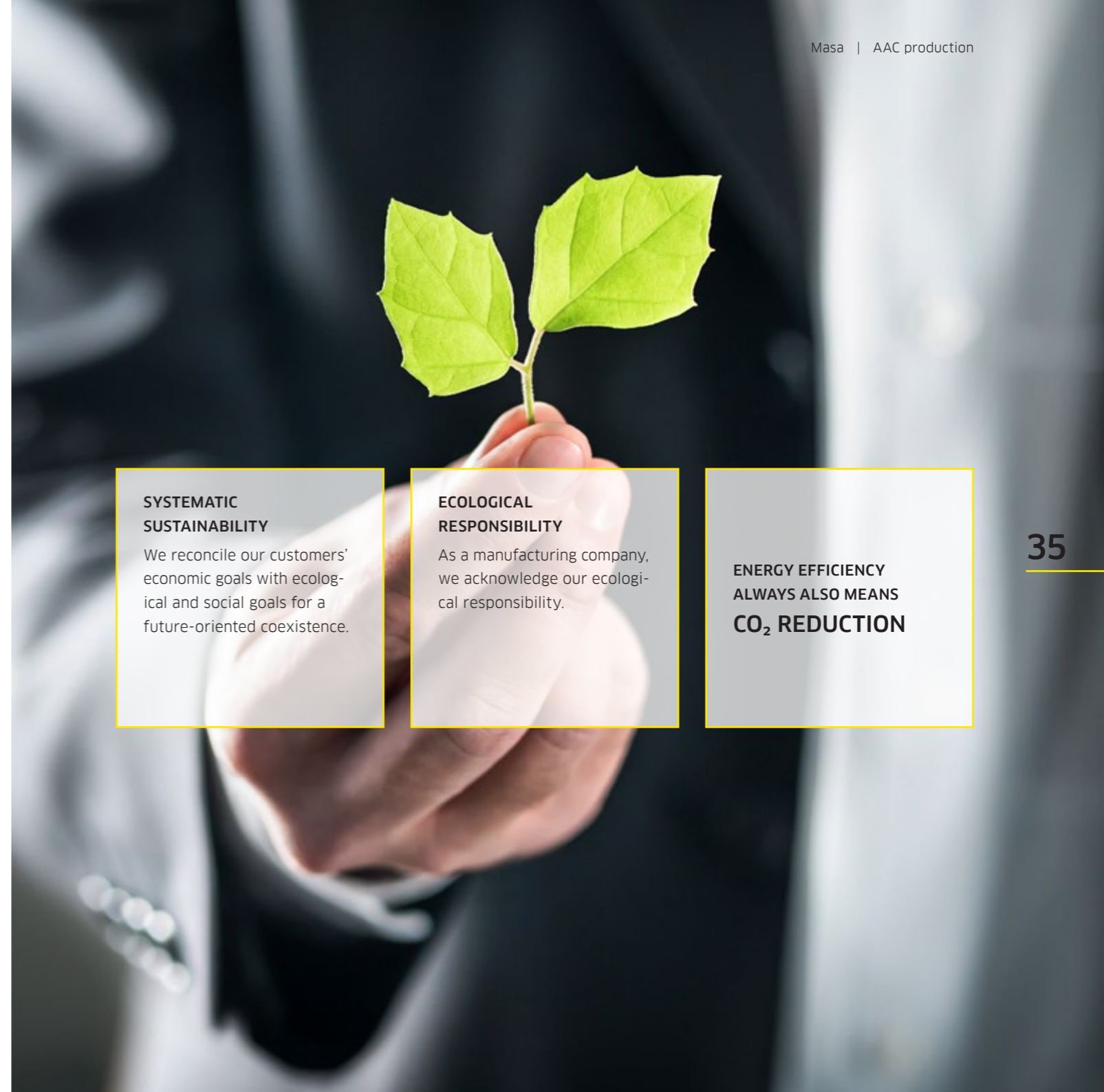
We reconcile our customers' economic goals with ecological and social goals for a future-oriented coexistence.

ECOLOGICAL RESPONSIBILITY

As a manufacturing company, we acknowledge our ecological responsibility.

**ENERGY EFFICIENCY
ALWAYS ALSO MEANS
CO₂ REDUCTION**

35



ALWAYS IN PLAIN SIGHT

INSPECTIONS, SPARE PARTS, FIRST AID, TRAINING OR
PROCESS ENGINEERING: WE ARE JUST A PHONE CALL AWAY.

36

MORE THAN MECHANICAL ENGINEERING CONSULTATIVE SERVICE

We accompany you throughout the lifetime of your machines

37

Why are we a good partner?

Our efforts do not stop once we have delivered a plant! The Masa Lifetime Service, which includes training and support, begins once the installation and commissioning have been completed. It is important to us that you never feel left on your own and know that you can rely on us.

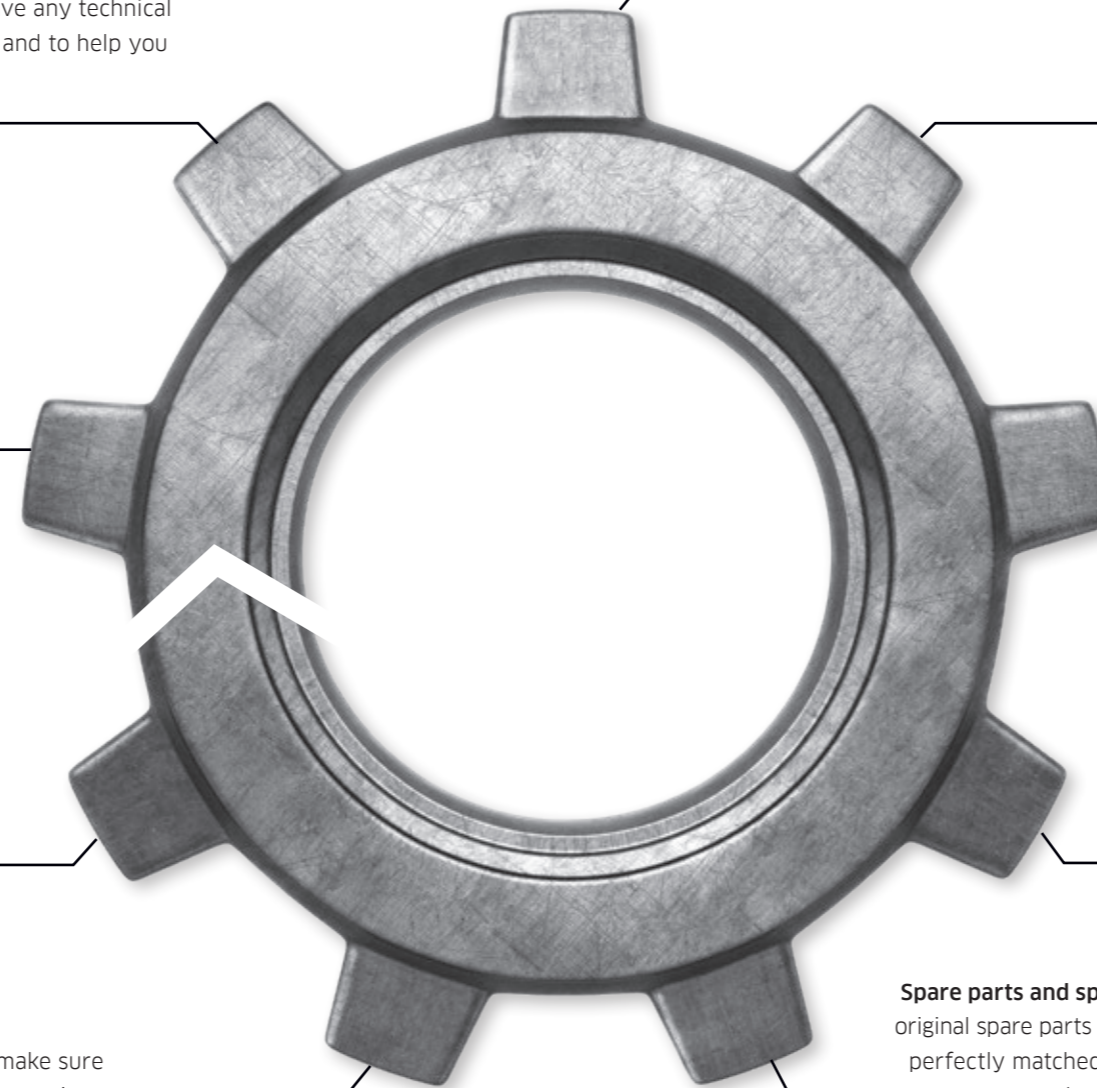
OUR SERVICE FOR YOU

Masa Support: First aid and more! We are there for you if you have any technical problems or questions and to help you with updates.

Assembly and commissioning: Masa plants and machines are installed and commissioned by our own experienced fitters.

Customer training: Practical content taught by competent trainers to raise your employees' qualifications to a higher level.

Retrofit and conversion: We make sure your plants are state of the art again.



Inspection and maintenance: Extend the service life of your machines in a targeted manner.

Masa Health Check: The machine inspection "Masa Health Check" can be used for preventive maintenance and repair measures.

Masa Smart BackUp: Our convenient and comfortable solution for efficient data backup of recipes and process data.

Process engineering support: We help you optimise your product quality and quantity.

Spare parts and spare parts logistics: Get original spare parts of proven Masa quality, perfectly matched to your equipment, in the shortest time possible.

VALUES WE STAND FOR



SUCCESS AND PARTNERSHIP

Decisive for the joint success is always the close and cooperative exchange of opinions and experience with our customers.



EXPERIENCE

In our long company history, we have experienced and significantly influenced developments in the construction materials industry. The technical and operational experience we have thus gathered greatly benefits us and our customers today.



SAFETY

Two aspects are particularly important to us when planning and implementing plant concepts: maximum work safety and ease of operation. These two aspects serve our employees' health and continuously ensure the manufacturing processes.



CUSTOMER ORIENTATION AND SOLUTION COMPETENCE

Experience has shown that customised, individual solutions significantly strengthen and improve our customers' market positions.



QUALITY

As ever, for us, "Engineered in Germany" equals our commitment to quality, stability and sustainability. Our engineering principles are applied to all development and production phases.

EXPERTISE FROM PASSION

MASA WORLDWIDE

USA
Green Bay, WI

2x GERMANY
Andernach
Porta Westfalica

RUSSIA
Moscow

UAE
Dubai

INDIA
Navi Mumbai

CHINA
Tianjin



masa

Milestone to your success.

COMPETENCE CENTRE CONCRETE BLOCKS AND PAVERS

Masa GmbH
Masa-Str. 2
56626 Andernach | Germany
Phone +49 2632.9292-0

COMPETENCE CENTRE AAC AND SAND-LIME BRICKS

Masa GmbH
Osterkamp 2
32457 Porta Westfalica | Germany
Phone +49 5731.680-0